



YOUR BEST CHOICE... PLAIN AND SIMPLE!

PRO

Equipment Rental

MASSACHUSETTS

122 Calvary Street
Waltham, MA 02453
Ph: 781.899.0790
Fx: 781.899.2482

280 Brookdale Drive
Springfield, MA 01104
Ph: 413.732.8044
Fx: 413.732.3017

35 Oak Hill Way
Brockton, MA 02301

Ph: 508.863.8026
Fx: 508.863.8027

RHODE ISLAND

10 Amflex Drive
Cranston, RI 02921
Ph: 401.464.5000
Fx: 401-464-5023

888.PRO.0007 • www.proequipmentrental.com



MASSACHUSETTS

126 Calvary Street
Waltham, MA 02453
Ph: 781.899.0790

280 Brookdale Drive
Springfield, MA 01104
Ph: 413.732.8044

35 Oak Hill Way
Brockton, MA 02301
Ph: 508.863.8026

RHODE ISLAND

10 Amflex Drive
Cranston, RI 02921
Ph: 401.464.5000

www.proequipmentrental.com

QUICK INDEX

AIR COMPRESSORS	2
CLIMATE CONTROL	17
COMPACTION EQUIPMENT	11
CONCRETE EQUIPMENT	4
CONVEYORS	14
DEMOLITION & EXCAVATION	13-16
GENERATORS & WELDERS	3
HEAT	17
INTERIOR DEMO	9
LIGHTING	3
LOADERS	15
MAN LIFTS	19
MATERIAL HANDLING	20
MECHANICAL	20
MISCELLANEOUS	22
PRESSURE WASHERS & PUMPS	21
REMOTE CONCRETE CHIPPING	10
SAWS	5
SURFACE PREPARATION	7-9



Don't want to RENT IT? BUY IT, from Pro Tool & Supply. Our four convenient showrooms are stocked with inventory from top manufacturers you know and trust for your job site. You won't be let down with our unparalleled service, extensive product knowledge, and onsite delivery for all your Tool and Equipment needs. Not sure if we have it, JUST ASK! SOMETHING BROKEN? We offer Manufacturer Certified Equipment Repair Technicians, and an exclusive Parts Hotline (parts@theprogroupinc.com) to get you back up and running. Call one of our Showrooms or your Sales Representative today. TOGETHER, LET'S GET THE JOB DONE RIGHT.

POLICY

- Rental Charges begin when equipment leaves our shop, and end when equipment is returned or called in for pick-up.
- Rental rates are based on an 8 hour day, 40 hour week, and 172 hour month. Double shift operation will result in charges of 150% of rate and triple shift operation will result in charges of 200% of current rate.
- Rates include normal wear and tear. Any damage beyond that will be charged at our current repair rates.
- Customer is responsible for any theft, fire, vandalism damages, etc.
- Lessee bears the responsibility and associated cost to keep the equipment in good repair, condition, working order and maintained in accordance with the manufacturer's recommended engineering and maintenance standards.
- Lessee must notify the lesser if a scheduled maintenance program is required.
- Lessee bears the responsibility to call Pro Equipment Rental when they are finished with any & all rental equipment.

CREDIT POLICY

- Terms of payment are Net 30 days.
- All customers must have an established account or a deposit will be required on all rental equipment items.

RENTAL PURCHASE OPTION

- All rentals must be paid on-time in order to apply.
- If you elect to purchase equipment during your rental contract period, a percentage of rental cost will apply as a credit toward the current new selling price of the equipment. The schedule is as follows:
 - * 90% will apply if purchased within 30 days
 - * 75% will apply if purchased within 30 to 90 day
 - * 50% will apply if purchased after 90 days
- All rental purchases are not retroactive.

CUSTOMER RESPONSIBILITY: Daily & scheduled service & cleaning, lubrication, engine oil, fuel, filters, fluids, tire damage, equipment damage, insurance. Charges will be made if machine is not properly maintained, returned dirty or in damaged condition.



The Pro Group

126 Calvary Street
Waltham, MA 02453
Ph: 781.899.0790

MASSACHUSETTS
280 Brookdale Drive
Springfield, MA 01104
Ph: 413.732.8044

35 Oak Hill Way
Brockton, MA 02301
Ph: 508.863.8026

RHODE ISLAND
10 Amflex Drive
Cranston, RI 02921
Ph: 401.464.5000

www.proequipmentrental.com

TOWABLE AIR COMPRESSORS



CHICAGO PNEUMATIC 90



SULLAIR 185



SULLIVAN PALATEK 210



SULLAIR 400HH

SULLAIR 750

PRODUCT	DESCRIPTION
CP 90 Diesel	88cfm, 24hp, 100psi
SULLAIR 185 Diesel	185cfm, 49hp, 100psi
SULLIVAN PALITEK 210 Diesel	210cfm, 74hp, 150psi
SULLAIR 400 Diesel	400cfm, 157hp, 200psi
SULLAIR 750 Diesel	750cfm, 475hp, 350psi

AIR TOOLS

PRODUCT	DESCRIPTION
Paving Breaker	35lb. 1" Shank
Paving Breaker	60lb. 1-1/8" Shank
Paving Breaker	90lb. 1-1/8" Shank
Rock Drill	Rock Bits Sold Separately
Rivet Buster	8" Stroke
Rivet Buster	11" Stroke
Chipping Hammer	20lb.

HAMMERS AND ROCK DRILLS



WE OFFER A FULL LINE
OF
CHICAGO PNEUMATIC
AIR TOOLS.

SPECIALTY AIR TOOLS

PRODUCT	DESCRIPTION
EZ Drill Slab Rider 210B-SRA	5/8" to 2 1/2" Diameter Holes to 18" Depths
EZ Drill Slab Rider 210B-2 SRA	
MacDonald Scabbler	Walk Behind 5 Head
MacDonald Scabbler	Hand Held 3 Head
EDCO Chisel Scalers	ALR-E 5'
Rhino PD-55 Pneumatic Post Driver (Requires minimum 43 CFM Compressor)	2" or 3" or Channel Post Chuck Adapter.
C.S. Unitec CSH 100 Pneumatic Hand Held Cut-Off Saw, 14" Blade, 4" cutting depth	IR Air Impact 3/4 Drive Tool (2145QiMax Impactool™)
IR Air Impact 3/4 Drive Tool (2145QiMax Impactool™)	



E-Z Drill 210B-2 SRA shown with
Dust Collection System



E-Z Drill 210 SRA



Rhino PD-55



3/4 Drive Tool



Chisel Scaler

Hand Held Scabbler
3 Head



CSH 100



The Pro Group

MASSACHUSETTS

126 Calvary Street
Waltham, MA 02453
Ph: 781.899.0790

280 Brookdale Drive
Springfield, MA 01104
Ph: 413.732.8044

35 Oak Hill Way
Brockton, MA 02301
Ph: 508.863.8026

RHODE ISLAND

10 Amflex Drive
Cranston, RI 02921
Ph: 401.464.5000

www.proequipmentrental.com

GENERATORS & WELDERS



Welders



Portable Generators



Load Bank
Services Available



Towable Generators



CEP Electrical
Distribution Center



CEP Spider Box

WELDERS				
225AMP Diesel Welder Skid Mount				
Welding Lead with Stinger 25'				
Ground Lead with Clamp 25'				
PORTABLE GENERATORS	PHASE	VOLTS	AMPS	
GP 2500	1	120	18.8	
GP 3800	1	120/240	28.3/14.2	
GP 5600	1	120/240	41.7/20.8	
GP 9700	1	120/240	78/39	
TOWABLE GENERATORS	PHASE	VOLT	AMPS	DBA
G15 KVA Diesel	1	120/240	59	64dba @23'
G25 KVA Diesel	1	120/240	111/55.5	65dba @23'
G25 KVA Diesel	3	208/240/480	70/60/30	65dba @23'
G50 KVA Diesel	1	120/240	292/146	68dba @23'
G50 KVA Diesel	3	208/480	142/62	68dba @23'
G70 KVA Diesel	1	120/240	311/155.5	68dba @23'
G70 KVA Diesel	3	208/240/480	194/168/84	68dba @23'
G120 KVA Diesel	1	120/240	554/277	70dba @23'
G120 KVA Diesel	3	208/240/480	347/301/150	70dba @23'
G250 KVA Diesel	1	120/240		73.5dba @23'
G250 KVA Diesel	3	277/480	574/331	73.5dba @23'
G320 KVA Diesel	1	120/240	1334/692	n/a
G320 KVA Diesel	3	208/240/480	866/751/376	n/a

Electrical Distribution Centers and Power Cords Available


LIGHTING PORTABLE & TOWABLE

PORTABLES
Light Stand Single 500 W
Light Stand Double 1000 W
CEP 5304 Single 1000 W
CEP 5322 Double 2000 W
TOWABLES
Wacker/Multiquip 4000 Watt with 6 KW Generators

Portables



Towables



LTN 6

BALLOON LIGHTS

*Replacement Halogen Bulbs Sold Separately





The Pro Group

MASSACHUSETTS

126 Calvary Street
Waltham, MA 02453
Ph: 781.899.0790

280 Brookdale Drive
Springfield, MA 01104
Ph: 413.732.8044

35 Oak Hill Way
Brockton, MA 02301
Ph: 508.863.8026

RHODE ISLAND


10 Amflex Drive
Cranston, RI 02921
Ph: 401.464.5000

www.proequipmentrental.com

CONCRETE & MORTAR MIXERS



Portable Electric Concrete Mixer
1/4 HP



Concrete Mixer
Towable 6 Cubic Foot



Mortar Mixer
Towable 12 Cubic Foot

PRODUCT	DESCRIPTION
Concrete Mixer 1/4 HP	1 Bag Capacity; Electric
Towable Concrete Mixer 6 Cu.Ft.	2 Bag Capacity; Gas Powered
Towable Mortar Mixer 6 Cu.Ft.	2 Bag Capacity;; Gas Powered
Towable Mortar Mixer 12 Cu.Ft.	3 Bag Capacity; Gas Powered
Concrete Cold Chutes	

CONCRETE FINISHING MACHINES

PRODUCT
Walk Behind Edging Trowel- 24"
Walk Behind Power Trowel- 36"
Electric Walk Behind Power Trowel- 36' 230V Single Phase
Walk Behind Power Trowel- 48"
Ride on Mechanical Trowel- 6'
Ride on Mechanical Trowel- 8'
Ride on Hydro Trowel- 8'
Allen Vibratory Screeds



6' Ride on Trowel



M2000



HHN Series 8' Ride on Trowel



HTX Series 8' Ride on Hydro Trowel



SCRUBBERS AVAILABLE



24" Walk Behind Edging Trowel



36" Electric Walk Behind Trowel



48" Walk Behind Power Trowel



Allen Vibratory Screed

CONCRETE BUGGIES

PRODUCT	DESCRIPTION
Manual Georgia Buggy	6 Cu.Ft., 8 Cu.Ft.
Propane Power Buggy	16 Cu.Ft.
Battery Buggy (110V)-	16 Cu. Ft.
Gas Motorized Buggy	16 Cu.Ft.
Gas IHI Track Buggy	16 Cu.Ft
Battery Power Barrow	10 Cu.Ft/ 32in wide



Propane Buggy

SCRUBBERS AVAILABLE



IHI Track Buggy

Battery Buggy



Power Barrow
110V Battery



Concrete Buggy

INTERNAL VIBRATORS

Call for Whips & Heads
Dimensions

PRODUCT	DESCRIPTION
M2000 Flexible Shaft	2.3hp Electric Motor
M3000 Flexible Shaft	3.1hp Electric Motor





The Pro Group

MASSACHUSETTS

126 Calvary Street
Waltham, MA 02453
Ph: 781.899.0790

280 Brookdale Drive
Springfield, MA 01104
Ph: 413.732.8044

35 Oak Hill Way
Brockton, MA 02301
Ph: 508.863.8026

RHODE ISLAND

10 Amflex Drive
Cranston, RI 02921
Ph: 401.464.5000

www.proequipmentrental.com

CONCRETE AND MASONRY SAWS & EQUIPMENT

PRODUCT	MOTOR	BLADE SIZE	MAX CUTTING DEPTH
14" Hand Held Cut Off Saw	Gas, Electric, Air	14" Blade	4 ³ / ₄ "
16" Flush Cut Hand Saw C16	Electric 120V, 1 phase, 15amp	16" Blade	6"
16" K760 Cut-n-Break	Gas, Electric	9" Blade	16"
K4000 Hand Held Power Cutter	Electric 110V, 1 phase, 15 amp	14" Blade	4 ¹ / ₂ "
10" Tile Saw	Electric	10" Blade	3 ³ / ₄ "
20" Block Saw	Gas/Electric	20" Blade	8"
7" Medusa Walk Behind Worm Drive	Electric	7" Blade	2"
13HP Push Concrete Saw	Gas/Electric (208V/ 3-Phase)	18" Blade	6 ³ / ₄ "
20HP Self-Propelled	Gas, Electric (208V/ 3-Phase)	20" Blade	7 ³ / ₄ "
25HP Self-Propelled	Gas	26" Blade	10 ³ / ₈ "
35HP Self-Propelled	Gas, Electric (480V/ 3-Phase)	36" Blade	14 ³ / ₄ "
65HP Self-Propelled	Diesel	48" Blade	20"
500 Gallon Water Trailer			



CC1300XL 13HP Saw



CC1800 20HP Saw



CC3500 35HP Saw

Fits through a 36" Door Frame with Blade Guard Removed.



CC6571 71HP Diesel Saw



500 Gallon Water Trailer

Husqvarna K760
16" Cut-n-Break
16" Cutting Depth



NOTE: Diamond blades are sold and rented separately from equipment.



CONTROL SILICA DUST

Breathe Easier



Core Cut C16

16" Electric Hand Held Flush Cut



K4000 Wet

Electric Hand Held Wet Saw with 100% Containment Vacuums Available

CONCRETE CORE RIGS

PRODUCT	BIT CAPACITY
M-1 Combination Rig	Up to 16" (18" with one spacer)
M-4 Hand Held Core Drill	3"
M-4 Complete Combination Rig	6"
Water Can	

NOTE: Core bits, hand held stands, anchor kits & water pumps are rented separately from equipment.



M-4 Hand Held Core Drill
3 Speed



M-1 Combination Rig
4 Speed



M-4 Complete Combination Rig
3 Speed



The Pro Group

MASSACHUSETTS

126 Calvary Street
Waltham, MA 02453
Ph: 781.899.0790

280 Brookdale Drive
Springfield, MA 01104
Ph: 413.732.8044

35 Oak Hill Way
Brockton, MA 02301
Ph: 508.863.8026

RHODE ISLAND

10 Amflex Drive
Cranston, RI 02921
Ph: 401.464.5000

www.proequipmentrental.com

SOFF-CUT ROAD & CONCRETE CUTTING EQUIPMENT

**DUST PORTS
AVAILABLE
FOR SALE OR RENT**



Husqvarna®



Soff-Cut X150
1 3/16" Cutting Depth
GAS



Soff-Cut X2000
1 1/2" Cutting Depth
GAS



Soff-Cut X4000
3" Cutting Depth
GAS

SILICA MANAGEMENT

DUST EXTRACTORS



HUSQVARNA T10000



HUSQVARNA 1000



HUSQVARNA S13



HUSQVARNA S26

HEPA DUST EXTRACTOR

PRODUCT
HUSQVARNA T10000
HUSQVARNA 1000 Gas
HUSQVARNA S13 Single Phase, 129cfm, 1.7hp HEPA DUST EXTRACTOR
HUSQVARNA S26 Single Phase, 258cfm, 3.2hp HEPA DUST EXTRACTOR

CONCRETE SCARIFIERS



8" Walk Behind Electric
CPM-8-5B



8" Walk Behind Gas
CPM-8-9H

PRODUCT
EDCO 1.5 HP 8" Walk Behind Electric Floor Scarifier- 1 Phase, 115V
EDCO 5 HP 8" Walk Behind Electric Floor Scarifier- 1 Phase, 240V
EDCO 9 HP 8" Walk Behind Gas Floor Scarifier



MASSACHUSETTS

126 Calvary Street
Waltham, MA 02453
Ph: 781.899.0790

280 Brookdale Drive
Springfield, MA 01104
Ph: 413.732.8044

RHODE ISLAND

35 Oak Hill Way
Brockton, MA 02301
Ph: 508.863.8026

10 Amflex Drive
Cranston, RI 02921
Ph: 401.464.5000

www.proequipmentrental.com

**SURFACE PREPARATION FROM HUSQVARNA
HUSQVARNA PG 280**



**ELITE-GRIND G 1400 DIAMOND
GRINDING SEGMENT SERIES**

The Elite-Grind G 1400 series is available in a number of bond hardnesses, for use on materials ranging from porous ceramic glues and soft and rain-damaged concrete to terrazzo and semi-polished concrete. These surface preparation tools are designed for use on Husqvarna's PG model series. Segment shapes include single H and double H. With Redi Lock® you don't need any equipment to change the diamond tools. With these products you only need three passes before you are ready to start polishing. Grit sizes from 20 to 100



PG 280
The ideal grinder for rental customers who need to grind concrete, mastics, paints, etc. It's small and easy to maneuver, yet strong enough to get the job done.



S 26 VACUUM UNIT
S 26 is a powerful single-phase HEPA dust collector to match the grinding machines Husqvarna PG 280, PG 450 and early entry saw Soff-Cut 150. It also matches small scarifiers and shoot blasters as well as handheld power tools. This professional dust extractor is suitable for building, grinding, plaster and concrete dust. Equipped with two tested and certified HEPA H13 filters.

**HUSQVARNA PG 530 WITH
DC 3300 VACUUM UNIT**

The smallest planetary grinder available, it's the perfect machine for residential and commercial contractors that work in tight spaces.



DC 3300 VACUUM UNIT
A single-phase dust extraction unit designed to accompany the PG 530 grinder to ensure a dust-free work environment.

**HUSQVARNA PG 820 WITH
DC 5500 VACUUM UNIT**

An all-purpose grinder that is perfect for contractors who need an extremely powerful and tough grinder/polisher to handle large areas and a wide array of applications.



DC 6000 VACUUM UNIT
DC 6000 is an effective industrial dust collector to match the highly productive Dual Drive Technology™ grinding machines Husqvarna PG 820, PG 680 and PG 530 3-phase. DC 6000 is developed with unique double shell cyclone technology and automatic filter cleaning. The cyclone technology enables constant high air flow and high productivity, leaving less dust on floor and thereby saves the user time with cleaning. Possibility to lower the machine makes it easy transport. Can be used for both wet and dry applications.



MASSACHUSETTS

126 Calvary Street
Waltham, MA 02453
Ph: 781.899.0790

280 Brookdale Drive
Springfield, MA 01104
Ph: 413.732.8044

35 Oak Hill Way
Brockton, MA 02301
Ph: 508.863.8026

RHODE ISLAND

10 Amflex Drive
Cranston, RI 02921
Ph: 401.464.5000

www.proequipmentrental.com

SURFACE PREPARATION TECHNICAL SPECIFICATIONS

TECHNICAL SPECIFICATIONS	PG 280 SF	PG 530	PG820
Power	2HP	5HP	17HP
Voltage	115V	220/240V	380/480V
Rated current	19AMPS	16AMPS	32AMPS
Power supply	1 Phase	1 Phase	3 Phase
Grinding width	11in	21in	32in
Grinding disc	11in	9 ^{1/2} in	10 ^{1/2} in
Grinding pressure total	90.4lbs	295lbs	737lbs
Power per grinding disc	2HP	1.7HP	5.7HP
Grinding disc speed	1,150rpm	200-710rpm	250-1,100 rpm
Dimensions L x W x H (inches)	52 x 16.5 x 39	73 x 21 x 74	88 x 33 x 80
Weight	154lbs	475lbs	970lbs
Recommended generator size	6kW	12kW	25kW

* Generator size when PG 820 used in conjunction with DC 5500: 45kW.

VACUUM TECHNICAL SPECIFICATIONS	S26	DC 3300	DC 6000
Power Output	3.2HP	4HP	10.33HP
Rated current	20AMPS	16AMPS	15.9AMPS
Voltage	120V	220/240V	480V
Phases	1 Phase	1 Phase	3 Phase
Air Flow	258cfm	325cfm	406cfm
Max, vacuum	3335.87psi	4.35psi	3.05psi
Suction inlet diameter	2.5in	3in	75mm
Primary filtration surface area	26 sq.ft	11sq.ft	25sq.ft
Micro filter surface area	26 sq.ft.	11sq.ft.	32sq.ft
Product size, L x W x H (inch)	29 x 21.5 x 50.2	36 x 26 x 60	49 x 30 x 75
Weight	105lbs	214lbs	670lbs
Recommended Generator		7 ^{1/2} kW	25 kW

ELITE-GRIND GOLD DIAMOND SEGMENTS	FITS	DESCRIPTION
G1410 Extra Soft Double Segmented 20,30, 50, 100 Grit	PG 820 PG 680 PG 530 PG 450 PG 680 RC PG 510 PG 400 PG 280	Optimal: Concrete hard, Semi-polished concrete Acceptable: Vinyl glues, Paint and thin epoxy, Thick epoxy
G1420 Soft Double Segmented 20, 30, 50, 100 Grit	PG 820 PG 680 PG 530 PG 450 PG 680 RC PG 510 PG 400 PG 280	Optimal: Concrete hard Good: Vinyl glues, Paint and thin epoxy Acceptable: Concrete medium, Semi-polished concrete, Plastic-like ceramic glues, Thick epoxy
G1440 Medium Double Segmented 20, 30, 50, 100 Grit	PG 820 PG 680 PG 530 PG 450 PG 680 RC PG 510 PG 400 PG 280	Optimal: Plastic-like ceramic glues, Vinyl glues, Paint and thin epoxy, Thick epoxy Good: Concrete medium Acceptable: Concrete hard
G1470 Hard Double Segmented 20, 30, 50 Grit	PG 820 PG 680 PG 530 PG 450 PG 680 RC PG 510 PG 400 PG 280	Optimal: Concrete soft, Porous ceramic glues Good: Rain-damaged concrete Acceptable: Concrete medium, Vinyl glues, Paint and thin epoxy, Thick epoxy
G1480 Extra Hard Double Segmented 20, 30 Grit	PG 820 PG 680 PG 530 PG 450 PG 680 RC PG 510 PG 400 PG 280	Optimal: Rain-damaged concrete Good: Concrete soft, Porous ceramic glues Acceptable: Vinyl glues, Paint and thin epoxy

TECHNICAL SPECIFICATIONS RESIN BOND POLISHING PADS	P 1200 SERIES
Colors	Dark Green, Black, Red, Yellow, White, Blue, Gray
Diameter (inch)	3
Grit Size (mesh)	50, 100, 200, 400, 800, 1500, 3000
Diamond Height (MM)	6.5



P 1200 RESIN POLISHING PADS

- Allows the user to reach a certain gloss level in a few steps, which saves time and tooling, lowers cost, and produces a better end result.
- It is strictly for dry polishing of concrete and cement based terrazzo floors.
- Should be used in conjunction with Hiperhard™ floor densifier/hardener (highly recommended).
- Available in 3" (Velcro-backed) grits and is 3" (76mm) in diameter to be used on PG machines.
- 6.5mm diamond height and lower wear-out rate offer long durability.



- * Chemisil™ Plus Li
- * Polyseal WB
- * ChemGuard™



- * Scofield® Formula One™ Liquid Dye Concentrate
- * Scofield® Proguard™ Duracover



MASSACHUSETTS

126 Calvary Street
Waltham, MA 02453
Ph: 781.899.0790

280 Brookdale Drive
Springfield, MA 01104
Ph: 413.732.8044

35 Oak Hill Way
Brockton, MA 02301
Ph: 508.863.8026

RHODE ISLAND

10 Amflex Drive
Cranston, RI 02921
Ph: 401.464.5000

www.proequipmentrental.com

RIDE-ON FLOOR SCRAPER

CYCLONE by SASE Battery



- Most efficient battery powered floor scraper
- Triple blade action to maneuver, angle and pivot the scraper blade
- Fits through standard doorways and on elevators
- Removes all types of floor coverings, VCT, laminates, hardwoods and rubberized coatings, carpet and more
- Comes standard with a 220 V charger
- Single joystick control for speed, steering and direction
- Zero emissions floor scraper

Triple Blade Action

- | | | |
|--|--|--|
| <p>Action One:
Lowers and raises the blade to the floor</p> | <p>Action Two:
Positions the angle of the blade for optimal removal of a variety of floor coverings</p> | <p>Action Three:
The integral pivoting blade action keeps the full length of the blade in constant contact with the floor</p> |
|--|--|--|

The SASE Cyclone will remove virtually all floor covering materials in a single pass

TWISTER by SASE Propane



- Compact and versatile
- Triple blade action to maneuver, angle and pivot the scraper blade
- Compact design maneuvers through hallways with ease
- Removes all types of floor coverings, VCT, laminates, hardwoods and rubberized coatings, carpet and more
- Powerful 25 HP engine
- Single joystick control for speed, steering, and direction

- Engine: Kohler Engine
- Horsepower: 25
- Speed: 440 ft/min
- Dimensions: 58"x25"x51" (LxWxH)
- Weight: 1,306 lbs
- Removable Weight: 1,494 lbs
- Total Weight Together: 2,800 lbs



SINCLAIR TURBO STRIPPER

Electric Floor Stripper

CARPET AND TILE BLADES AVAILABLE

WORK MORE EFFICIENTLY WITH THE SHERPA SEE PAGE 14 FOR MORE INFORMATION

PROTECTION SOLUTIONS



- * Cover Shield
- * Step N Peel Clean Mat
- * Carpet Shield®
- * Builder Board™
- * Blue Tape
- * Duct Cover Shield
- * Duct Tape
- * Water Shield



- * Dust Barrier Products
- * Zip Poles
- * Extendable Poles
- * Heavy Duty Zippers
- * Foam Rails



- * Ram Board®
- * Door Jamb Protection
- * Vapor-Cure™ Tape
- * Seam Tape™



- * Scaffold Sheeting
- * Privacy Fence Netting
- * Fire Rated Reinforced Poly
- * Debris Netting
- * Bungee Ties
- * Poly Sheeting



MASSACHUSETTS

126 Calvary Street
Waltham, MA 02453
Ph: 781.899.0790

280 Brookdale Drive
Springfield, MA 01104
Ph: 413.732.8044

35 Oak Hill Way
Brockton, MA 02301
Ph: 508.863.8026

RHODE ISLAND

10 Amflex Drive
Cranston, RI 02921
Ph: 401.464.5000

www.proequipmentrental.com

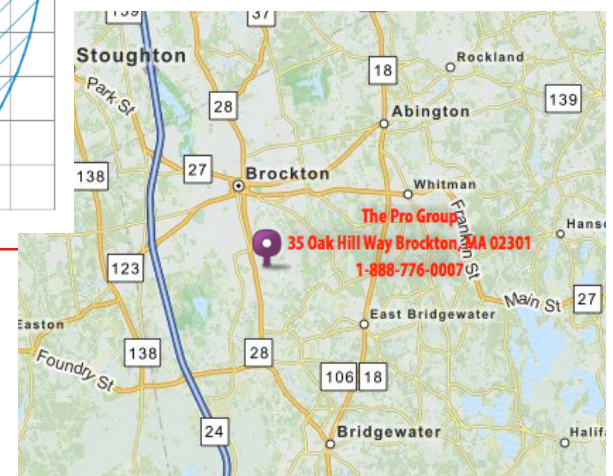
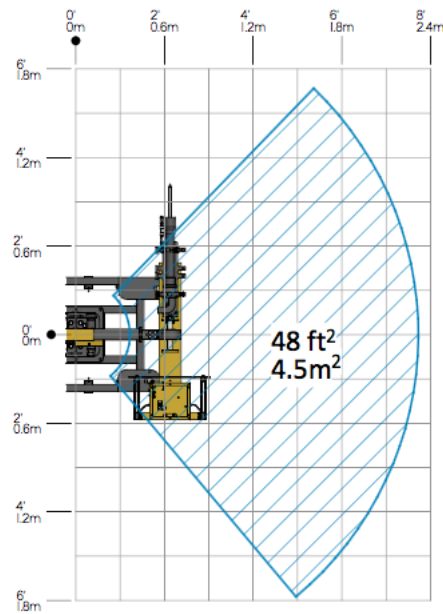
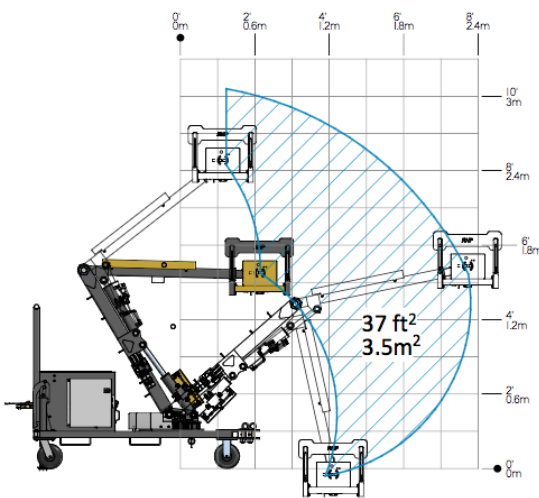
RNP PAM OVE 35

FASTER Effortless Concrete Chipping
BOOST your average production up to 4X
For Overhead and Vertical Surfaces



FEATURES & SPECIFICATIONS

- Mount 15 lb. chipping hammer, 35 lb. rivet buster, 65 lb. paving breaker (optional), rock drills, hydro-demo lances and other tools
- Designed to push the tool against the surface, eliminating dead blows
- Water nozzle for dust control
- Air powered over hydraulic and electric
- 90° swing lock hydraulic knuckle boom
- 4 caster wheels and 2 removable 21" wheels
- 3 outriggers for stability
- Fingertip controls
- Unit air consumption of 25 CFM (700 l/min) @ 90 psi
- Total weight without tool of 1150 lbs.
- Frame size 31 1/2" X 72" without removable wheels
- Self-contained, no harmful emissions
- Eliminates Hammer Weight, Vibration and Dead Blows
- Easy to Use
- Low Maintenance and Easily Transported
- Possible to Install Any Kind of Hammers, Rock Drills, and Hydro-Demolition Lances
- Patented Technology Offering Unrivaled Results



For over 40 years, your needs have been our number one focus. As your needs have grown, so have ours. We are excited to introduce our newest location!

35 Oak Hill Way, Brockton, MA



The Pro Group

MASSACHUSETTS

126 Calvary Street
Waltham, MA 02453
Ph: 781.899.0790

280 Brookdale Drive
Springfield, MA 01104
Ph: 413.732.8044

35 Oak Hill Way
Brockton, MA 02301
Ph: 508.863.8026

RHODE ISLAND

10 Amflex Drive
Cranston, RI 02921
Ph: 401.464.5000

www.proequipmentrental.com

COMPACTION EQUIPMENT



Vibco TPE-1830



Wacker 1550A



Wacker 1850E

ELECTRIC VIBRATORY PLATE COMPACTORS	ENGINE	OPERATING WEIGHT
Vibco TPE- 1830 Plate Compactor (230V, 8.2AMP)	Electric	198lbs.
VIBRATORY PLATE COMPACTORS	ENGINE	OPERATING WEIGHT
1550A/1550W	Gas	190lbs./194lbs.
AP 1850E Battery Operated	Battery	244lbs.
REVERSIBLE VIBRATORY PLATES	ENGINE	OPERATING WEIGHT
3050 A	Gas	366lbs.
4045 A	Gas	710lbs.
5545 HE	Diesel	915lbs.
6555 HE	Diesel	1049.4lbs.
RAMMERS	ENGINE	OPERATING WEIGHT
Jumping Jack BS 60-2i	Gas	131lbs/145lbs
Jumping Jack AS50E	Battery	155.2lbs.



Wacker Jumping Jack BS 60-2i



Wacker Jumping Jack AS50E



Wacker 3050 A



Wacker 4045 A



Wacker 6555 HE

ROLLERS



WACKER NEUSON



Wacker RD 7H-ES



Wacker RT-82- SC2 Trench Roller

Pro Equipment Rental is your BEST Choice, PLAIN and SIMPLE. We have been serving the construction industry for over 40 years and have grown with four convenient locations, Waltham and Springfield, Brockton, MA, and Cranston, RI. We have remained focused on making our loyal customers our top priority over the years, and thank you for your continued support.



The Pro Group

MASSACHUSETTS

126 Calvary Street
Waltham, MA 02453
Ph: 781.899.0790

280 Brookdale Drive
Springfield, MA 01104
Ph: 413.732.8044

35 Oak Hill Way
Brockton, MA 02301
Ph: 508.863.8026

RHODE ISLAND

10 Amflex Drive
Cranston, RI 02921
Ph: 401.464.5000

www.proequipmentrental.com

ROLLERS



PRODUCT	CENTRIFUGAL FORCE/PER DRUM
WACKER WALK BEHIND DOUBLE DRUM VIBRATORY RD-7H DIESEL (1829LBS OPERATING WEIGHT)	2,922.5lbs.
1 TON BOMAG ASPHALT	3,400lbs.
1 1/2 TON BOMAG VIBRATORY DOUBLE DRUM	3,400lbs.
3 TO 5 TON BOMAG DOUBLE DRUM- 47.2" WIDE	6,497lbs. / 9,352lbs.
3 TO 5 TON BOMAG SINGLE DRUM- 47.2" WIDE	9,675lbs.
10 TON SINGLE DRUM- 66" WIDE	25,200lbs. High Amplitude/ 16,700lbs. Low Amplitude
12 TON BOMAG SINGLE DRUM- 84" WIDE	54,000lbs. High Amplitude/ 36,000 lbs. Low Amplitude
WACKER TRENCH ROLLER RT82-SC-2 (3300LBS OPERATING WEIGHT)	15,377lbs.



BOMAG
FAYAT GROUP



1 Ton Roller



1.5 Ton Roller



Double Drum Roller: 3 to 5 Ton- 47



Single Drum Smooth Roller: 3 to 5 Ton- 47



Single Drum Roller: 10 Ton- 66"



12 Ton Roller - 84"

SITE PREP SOLUTIONS

- Marking Stakes
- Lasers
- Orange Safety Fence
- Signs
- Grade Stakes
- Shovels
- Cones/Cone Bars
- Pedestrian Control
- Spray Paint
- Wheel Barrows
- Channelized Cones
- Water walls
- Inverted Marking Paint
- Braided Line

RUST-OLEUM

RAZORBACK
PROFESSIONAL TOOLS

VizCon
The Visibility Connection
A Division of Traffic Devices, Inc.

www.proequipmentrental.com



The Pro Group

MASSACHUSETTS

126 Calvary Street
Waltham, MA 02453
Ph: 781.899.0790

280 Brookdale Drive
Springfield, MA 01104
Ph: 413.732.8044

35 Oak Hill Way
Brockton, MA 02301
Ph: 508.863.8026

RHODE ISLAND

10 Amflex Drive
Cranston, RI 02921
Ph: 401.464.5000

www.proequipmentrental.com

EXCAVATORS

TRACK EXCAVATORS	EQUIPMENT WEIGHT	EQUIPMENT WIDTH	MAXIMUM DIGGING DEPTH
IHI Electric Mini (5hp, 1 phase, 230V, 50 amp, 100' Cord)	2,060 lb.	27.5" (expand to 37.5")	5' 2"
IHI Electric Mini (15hp, 3 phase, 480V, 50 amp, 200' Cord)	3,583 lb.	39"	7'
Sherpa Battery Powered CMX18 Mini	3,642 lb.	51.2"	7'7"
Wacker ET16	3,285 lb.	39"	7' - 91" long stick
Wacker EZ36	8,046 lb.	68.9"	11' - 47" long stick
Wacker EZ53	11,206 lb.	78.3"	12' - 30" long stick
Wacker ET90	18,500 lb.	88.6"	15' - 17" long stick
Wacker EW100	20,373 lb.	96.6"	14' - 1" long stick

EXCAVATOR ACCESSORIES

EpiRoc Hydraulic Breakers



PRODUCT	SERVICE WEIGHT (kg)	CARRIER WEIGHT CLASS (lbs)
SB52	120	1,500-2,500
SB 102	200	2,500-6,500
SB 160	350	5,000-11,000
SBU 220	500	6,000-13,000
SBU 340	730	10,000-20,000

Mechanical Hydraulic Thumbs



WACKER NEUSON



Wacker ET16
3,285lb. Mini Excavator

Wacker EZ36
8,046lb. Mini Tracked Zero
Tail Swing Excavator



Wacker EZ53
10,000lb. Mini Tracked Zero
Tail Swing Excavator



Wacker ET90
18,500lb. Mini Tracked Excavator



Wacker EW100
20,373lb. Mini Excavator



The Pro Group

MASSACHUSETTS

126 Calvary Street
Waltham, MA 02453
Ph: 781.899.0790

280 Brookdale Drive
Springfield, MA 01104
Ph: 413.732.8044

35 Oak Hill Way
Brockton, MA 02301
Ph: 508.863.8026

RHODE ISLAND

10 Amflex Drive
Cranston, RI 02921
Ph: 401.464.5000

www.proequipmentrental.com

EXCAVATORS cont.



9VXE-3 Electric Mini Excavator
27.5"-37.5" Variable Width, Smooth Operation and Electric Motor Convenience. The 9VX-3 electric mini excavator comes standard with all the features of the 9VX-3 and also allows excavating in confined areas with fume regulations. Combine a no emission motor with other standard features such as the spanner function (27.5" to 37.5") and hydraulic piping to front of the unit and you have the 9VX Electric.

- Electric Mini Excavator
- Produces no fumes and very little noise
- 360° swing with independent 140° boom swing
- 5 h. p. Baldor Motor
- Equipped for hydraulic attachments
- Total flow of 6.0 gpm
- 5'2" digging depth
- Operating weight of 2,100 lbs.
- 2-speed travel
- 200 ft. of power cord included
- Unit can be ordered with different volt options

9VX-E IHI Mini Electric Excavator

***HAMMERS AVAILABLE**

17VX-E IHI Mini Electric Excavator



- 17VXE Electric Excavator 3 Phase/480 Volt**
- Hydraulic Controlled
 - Retracted is 39" total unit width
 - Expanded is 50" total unit width
 - 15 h.p./3phase/480 volt/ 50 amp Reuland Motor
 - Key start
 - E-Stop
 - Soft start protected
 - Reverse rotation protected
 - Low voltage protected
 - Low amperes protected
 - Over current protected
 - Ground fault protected
 - ROPS Certified
 - 200 ft. of power cord included
 - Operating Weight of 3,583 lbs.

***HYDRAULIC THUMBS AVAILABLE**

CMX18 BATTERY OPERATED MINI EXCAVATOR



- 48 Volt Battery
- 110V power to charge
- 6-12hr Run Time

ECO 100 SHERPA ELECTRIC MINI SKID STEER



- 76-cm wide mini compact loader.
- 2-HP front-mounted electric motor.
- 360-Ampere battery pack powers the mini skid-steer for up to 7 hours.
- 700lb. lifting capacity.
- Fork option
- Grapple available
- Vacuum lift
- Hydraulic Hammer

**Dimensions excluding attachments*

CONVEYORS



LINKIT
conveyors

Unit	Length	Belt Width	Weight
LKS300-3.2	10'4"	12"	198 lbs
LKS300-4.4	14'4"	12"	249 lbs



The Pro Group

MASSACHUSETTS

126 Calvary Street
Waltham, MA 02453
Ph: 781.899.0790

280 Brookdale Drive
Springfield, MA 01104
Ph: 413.732.8044

35 Oak Hill Way
Brockton, MA 02301
Ph: 508.863.8026

RHODE ISLAND

10 Amflex Drive
Cranston, RI 02921
Ph: 401.464.5000

www.proequipmentrental.com

WHEEL/TRACK LOADERS, SKIDSTEERS

WHEEL LOADERS

WACKER WHEEL LOADERS	MAX. OPERATING POWER AT OPERATING SPEED	BUCKET SIZE
Wacker WL 32 Articulating Diesel	49HP	.59 yard

WL 32 Articulating



Salt Spreader
300kg



Snowblower
Attachment

SKID-STEERS/TRACK LOADERS

SKID-STEERS & TRACK LOADERS	UNIT WEIGHT	RATED OPERATING CAPACITY	WIDTH	HEIGHT
Sherpa ECO 100				
Bobcat MT55 Mini Track Loader	2,610lb.	550lb.	35.6"	49.1"
Wacker ST28	7,829lb.	2,800lb.	67.1"	83"
Wacker ST35	9,879lb.	3,500lb.	78"	83.2"
Bobcat S70 Skid-Steer- Diesel	2,800lb.	700lb.	36"	72"
Wacker SW21	6,512lb.	2,100lb.	65.9"	81.5"
Wacker SW28	8,175lb.	2,800lb.	72"	83.2"



MT55 Mini Track Loader



ST35 Track Loader



S70 Skid-Steer 36" W



SW21 Skidsteer



SW28 Skidsteer

ATTACHMENTS

ATTACHMENTS	SERVICE WEIGHT (LBS.)	CARRIER WEIGHT CLASS (LBS.)
Auger Attachment- 9", 12", 15" Bits		
Cold Planer High Flow- 18" & 24"		
EPIROC SB52 Hydraulic Breaker	120	1,500 - 2,500
EPIROC SB102 Hydraulic Breaker	200	2,500 - 6,500
EPIROC SB160 Hydraulic Breaker	350	5,000 - 11,000
EPIROC SBU220 Hydraulic Breaker	500	6,000 - 13,000
EPIROC SBU340 Hydraulic Breaker	730	10,000 - 20,000
Sweeper Broom 60"		
Grapple Bucket Small & Large		
Earth Bucket		
Rock Bucket		
Brush Mower		
Sweeper		
Pallet Forks		
Harley Rake		
Snowblade		
Snowpush		
Snowthrower		



Auger



Grading Bucket



Hydraulic Breaker



Earth Bucket



Grapple Bucket



Pallet Forks



Snow Thrower



Snow Blade



Cold Planer



60" Sweeper



Harley Rake



Rock Bucket



Brush Mower



Salt Spreader
300kg



MASSACHUSETTS

126 Calvary Street
Waltham, MA 02453
Ph: 781.899.0790

280 Brookdale Drive
Springfield, MA 01104
Ph: 413.732.8044

35 Oak Hill Way
Brockton, MA 02301
Ph: 508.863.8026

RHODE ISLAND

10 Amflex Drive
Cranston, RI 02921
Ph: 401.464.5000

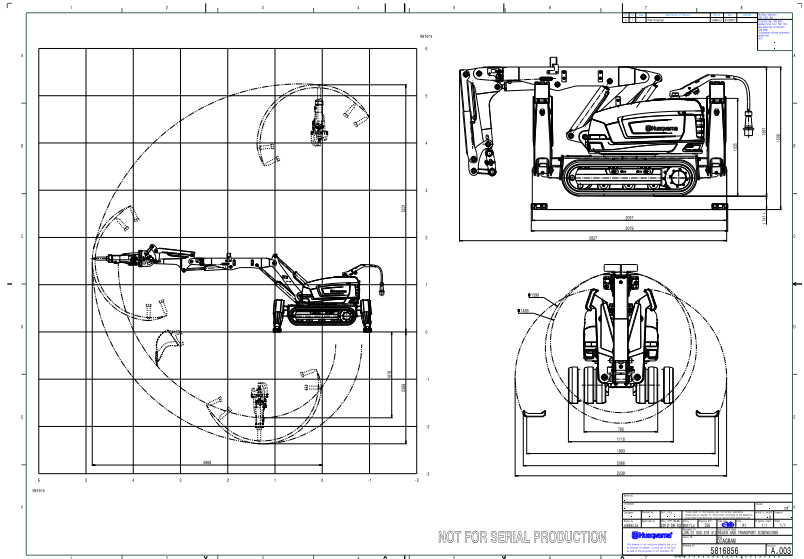
www.proequipmentrental.com

REMOTE DEMOLITION EQUIPMENT

HUSQVARNA DXR 300

HYDRAULICS

Hydraulic Air Flow: 20 gal/min
Hydraulic Pressure: 3626 psi
Hydraulic Pump Type: Load Sensing axial piston pump with variable displacement



High Performance Robots for Safe Demolition

- High knocking force
- Superb power-to-weight ratio
- Tough environments
- Precise positioning
- Non Telescoping Arm
- Reach (up) 204.72 in
- Reach (forward) 192.91 in
- Versatile, Efficient, Compact
- Weight: 4.302.99 lbs.
- 111 in (l) x 31 in (w) x 54 in (h)

Up to 100m wireless transmission (Radio OR Cable) Radio Industrial BlueTooth Class 1



DIESEL EXHAUST PURIFIER SCRUBBERS



During engine operation a number of harmful pollutants are produced in various quantities in the combustion chambers of every diesel engine. Diesel exhaust typically contains the following harmful pollutants such as: Carbon Monoxide (CO), Hydrocarbons (HC) and Particulate Matter (PM) These pollutants will cause irritated eyes, nose and throat, headaches, drowsiness, loss of consciousness and possible death.

Our diesel exhaust purifier scrubber will help equipment operators comply with CARB, CAL OSHA, EPA, MOL, RICE NESHP, and OSHA regulations by effectively reducing dangerous concentrations of harmful Carbon Monoxide (CO), Hydrocarbons (HC) and Particulate Matter (PM) exhaust pollutants by up to 90%.

The diesel exhaust purifier scrubber is specifically designed for any off-road mining, tunneling and construction equipment. With leading edge catalyst technology we are able to improve workplace health and safety in providing the lowest levels to comply with your local regulations.



MASSACHUSETTS

126 Calvary Street
Waltham, MA 02453
Ph: 781.899.0790

280 Brookdale Drive
Springfield, MA 01104
Ph: 413.732.8044

35 Oak Hill Way
Brockton, MA 02301
Ph: 508.863.8026

RHODE ISLAND

10 Amflex Drive
Cranston, RI 02921
Ph: 401.464.5000

www.proequipmentrental.com

INDIRECT FIRED HEATERS



FVN/FVO-400



FLAGRO	FVO-400	FVNP-400	FVO-400RC	FVO-400RCBT
FUEL TYPE	Oil	Natural Gas or Propane	Oil	Oil
BTU/HR	390,000			
CFM	2,500	2,500	4,000	4,000
FUEL TANK CAPACITY	42 US Gallons	External N/A	42 US Gallons	118 US Gallons
L X W X H	70" x 29" x 52"	70" x 29" x 47"	70" x 29" x 52"	70" x 29" x 78"
FAN MOTOR	3/4 hp			1 hp
IGNITION	Direct Spark Ignition			
NOZZLE SIZE/GAS PRESSURE	2.0 U.S. GPH at 170 PSI	2.0 in W.C.	2.0 U.S. GPH at 170 PSI	3.25
AIR OUTLET DIAMETER	Two 12 in diameter			Single 16" Outlet
WHEELS	Two 16 in pneumatic	Two 16 in pneumatic	Two Flat Free	Skid Base
VOLTAGE	115V			
CURRENT	15 amps			
APPROVAL	eWHus, ETL			cETLus
WEIGHT	450 lbs	365 lbs	450 lbs	900 lbs

FLAGRO	Fuel Consumption	Fuel Type	BTU/HR	CFM	Generator	L x W x H	Fuel Tank	Engine	Power Tool Outlet	Approval	Weight
FVO-1000TR	Engine- 1.09 GPH Heaters- 2.85 GPH	Oil	780,000	6,600	8 KW	16' x 7'4 x 6'	299 gallon	Diesel	1 x 15 Amp GFI	DOT Trailer	4,000 lbs (empty)

FVO-400RCBT

FLAGRO FVO-1000TR



FROST FIGHTER IDF1000 & IHS700

	IDF 1000	IHS 700
Run Time	35 hours	27 hours
Fuel Tank	200 US Gallon	LPNG
BTU	1,000,000 BTU	700,000 BTU
Heated Air Volume	9,600 CFM	4,600 CFM



IDF 1000



IHS 700 Natural Gas

E3000 GROUND THAW HEAT KING HK300 GROUND THAW

	E3000	HK300
Run Time	140 hours	120 hours
Thaw Capacity	up to 3,000 sqft	5,600 sqft
Curing Capacity	up to 6,000 sqft	up to 11,200 sqft
Fuel Tank	222 US gallons	192 US gallons



E3000



Heat King HK300 Ground Thaw



MASSACHUSETTS

126 Calvary Street
Waltham, MA 02453
Ph: 781.899.0790

280 Brookdale Drive
Springfield, MA 01104
Ph: 413.732.8044

35 Oak Hill Way
Brockton, MA 02301
Ph: 508.863.8026

RHODE ISLAND

10 Amflex Drive
Cranston, RI 02921
Ph: 401.464.5000

www.proequipmentrental.com

HEATERS



Portable Electric Salamander

- 10in. Wheels
- Safety yellow heater enclosure with safety screens on both air-intake and output openings
- Long-life finned tubular heating elements, high-limit thermal cutout switch with automatic reset
- Thermostat adjustment 40° to 100° F
- Toggle switch for fan only operation
- Magnetic contactor
- Input power terminal block

MFG MODEL	KW	VOLTS	BTUs	PH	AMPS	CFM	TEMP RISE	WT. (LBS)	OPTIONAL 25' POWER CORD MFG MODEL	
FES-1024-1CA	10	240	34,130	1	42	800	30 °F	60	N/A*	
FES-1520-3A	15	208	51,195	3	63		45 °F	65	6/4 SO	
FES-1524-1A		240		1				69	4/4 SO	
FES-1524-3E		240		3				36	65	6/4 SO
FES-1548-3E		480		3				18	65	12/4 SO
FES-3048-3A	30	480	102,390	3	36	1100	45 °F	83	6/4 SO	
FES-4548-3	45	480	153,585	3	54.2	2200	70 °F	125	4/4 SO	

*Cordset included

ELECTRIC
Milkhouse Heaters
50,000 BTU- 240V/ 3-Phase
50,000BTU-480V/ 3-Phase
100,000BTU-240V/ 3-Phase
PROPANE/NATURAL GAS
250,000 BTU Pot Heaters
400,000 BTU Blower Type
1,000,000 BTU Blower Type
KEROSENE/OIL
150,000 BTU Blower Type
400,000 BTU Blower Type
1,000,000 BTU Blower Type

RADIANT INFRARED HEATERS FORCED AIR KEROSENE/PROPANE HEATERS



HSP150R
150,000 BTU Radiant Infrared Heater



HS175KT



HS400FAVT



FLAGRO FVO-200RC

FANS

PRODUCT
24" Pedestal Fan
36" Floor Fan



PORTABLE AIR CONDITIONERS & DEHUMIDIFIERS

PRODUCT	DESCRIPTION
Air Conditioner	13,500BTU, 17,600BTU
Wacker Dehumidifier	115V, 7.9A (15A)
DRY-EAZ	



AC UNITS



DRY-EAZ LGR7000XLi



Wacker 85LGR

INDUSTRIAL & COMMERCIAL AIR CONDITIONERS
DEHUMIDIFIERS, AND HUMIDIFIERS.
LARGE AREA UNITS AVAILABLE



The Pro Group

MASSACHUSETTS

126 Calvary Street
Waltham, MA 02453
Ph: 781.899.0790

280 Brookdale Drive
Springfield, MA 01104
Ph: 413.732.8044

35 Oak Hill Way
Brockton, MA 02301
Ph: 508.863.8026

RHODE ISLAND

10 Amflex Drive
Cranston, RI 02921
Ph: 401.464.5000

www.proequipmentrental.com

LIFTS



A TEREX BRAND



4x4 Diesel Rough Terrain Scissor Lift



Interior Scissor Lifts



Z-45/25RT Articulating Boom



S65 Stick Boom

SCISSOR LIFTS	WORKING HEIGHT
19' Scissor Lift	25'
20'+ Scissor Lift	26'
32' Rough Terrain Scissor Lifts	40'
43' Rough Terrain Scissor Lifts	49'
AERIAL WORK PLATFORMS	
Articulating Booms From 45'	51'
40' Stick Booms	46'
45' Stick Booms S40 S45	51' 46/51
65' Stick Booms S60 S65	71' 66/71
FORKLIFTS	
6,000lb. Rough Terrain Telehandler	38'
8,000lb. Rough Terrain Telehandler	42'
10,000lb. 56' Rough Terrain Telehandler	56'



ROUGH TERRAIN TELEHANDLER

ATTACHMENTS AVAILABLE
HOPPERS
BUCKETS
JIBS

PRO KNOWS SAFETY!

DON'T BE SORRY... PLAY IT SAFE WITH OUR WIDE SELECTION FROM THE WORLD'S BEST PRODUCT LINES!





The Pro Group

MASSACHUSETTS

126 Calvary Street
Waltham, MA 02453
Ph: 781.899.0790

280 Brookdale Drive
Springfield, MA 01104
Ph: 413.732.8044

35 Oak Hill Way
Brockton, MA 02301
Ph: 508.863.8026

RHODE ISLAND

10 Amflex Drive
Cranston, RI 02921
Ph: 401.464.5000

www.proequipmentrental.com

VERSATILE TELEHANDLERS

GROUND
ENGAGING



TH522
TELEHANDLER

TELEHANDLER	TH522	TH627
LIFT HEIGHT	199.2 IN	225.6 IN
WEIGHT	9,259.3 LB	10,802 LB
TURNING RADIUS	129.2 IN	144.5 IN
ENGINE PERFORMANCE	60 HP	74.3 HP
PAYLOAD	4,078 LB	3,960 LB

ATTACHMENTS AVAILABLE
HOPPERS
BUCKETS
JIBS



TH627
TELEHANDLER

MATERIAL HANDLING

MECHANICAL LIFTING
2 Ton Chainfall - (20 Ft. Lift)
2 Ton Chainfall Electric - (20 Ft. Lift)
3 Ton Chainfall - (20 Ft. Lift)
5 Ton Chainfall - (20 Ft. Lift)
Come-A-Long (2 Ton)
Dry Wall Cart
Grasshopper
Hillman Roller Kit (8 Ton)
Pallet Jack
Pipe Cart
Roust-A-Bout 1500 - 2000lbs.
Sumner 715/720 Lift - 600lbs.

SUMNER

Sumner Lift



Roust-A-Bout



JOBSITE ACCESSORIES FROM BRANDS YOU LOVE



PRO

Equipment Rental

The Pro Group

MASSACHUSETTS

126 Calvary Street
Waltham, MA 02453
Ph: 781.899.0790

280 Brookdale Drive
Springfield, MA 01104
Ph: 413.732.8044

35 Oak Hill Way
Brockton, MA 02301
Ph: 508.863.8026

RHODE ISLAND

10 Amflex Drive
Cranston, RI 02921
Ph: 401.464.5000

www.proequipmentrental.com

PUMPS



Submersible Pumps



ELECTRICAL SUBMERSIBLES

2" 1/5HP Sub Pump 110V, 66 GPM

3" 2HP Sub Pump 110V & 220V, 116GPM

GAS/DIESEL PUMPS

3" Trash Pump 425 GPM- Gas

3" Diaphragm Pump 88 GPM- Gas

4" Trash Pump 740 GPM- Gas

6" Turbo Diesel Trash Pump 1600 GPM

NOTE: Hoses rented separately. Available in 20' Suction and 50' Discharge.



3" Trash Pump



4" Trash Pump



Mud Sucker



6" Turbo Diesel Trash Pump 1,600 GPM

PRESSURE WASHERS

COLD WATER

1800 PSI Electric

3600 PSI Gas

4500 PSI Gas

HOT WATER

3000 PSI Gas

*TIPS AND PRESSURE WASHER HOSE INCLUDED IN RENTAL



1800 PSI Electric Cold Water Pressure Washer



4500 PSI Gas Cold Water Pressure Washer



3000 PSI Hot Water Pressure Washer

KEEP YOUR WORKPLACE CLEAN & HEALTHY

- Tyvek Suits
- Rainsuits & Boots
- Winter Gloves
- Latex Gloves
- Masks & Respirators
- Eyewash & Eyewash Stations
- Waste Baskets



- Paper Towels
- Scrubs & Hand Wipes
- Orange Soap & Hand Sanitizer
- Disinfectant Spray
- Lysol & Bleach
- Glass & Ammonial Cleaner
- Simple Green



The Pro Group

MASSACHUSETTS

126 Calvary Street
Waltham, MA 02453
Ph: 781.899.0790

280 Brookdale Drive
Springfield, MA 01104
Ph: 413.732.8044

35 Oak Hill Way
Brockton, MA 02301
Ph: 508.863.8026

RHODE ISLAND

10 Amflex Drive
Cranston, RI 02921
Ph: 401.464.5000

www.proequipmentrental.com

MISCELLANEOUS

BLOWERS
8" Electrical Manhole Blowers
8" x 25' Blower Duct
12" Electrical Manhole Blowers
12" x 25' Blower Duct
Confined Space Tripod
Negative Air Machine
110V Carpt Blower
CHAIN SAWS
16" Gas 2-Cycle
ELECTRIC POWER TOOLS
1/2" Drill
1/2" Drill, Right Angle
Portable Band Saw
Sawzall®/Reciprocating Saw
7 1/4" - 8" Circular Saw
7 1/4" - 8" Worm Drive Saw
4 1/2" Grinder
7" Grinder
1/2" Drive Impact Wrench
Buffer 18"
NOTE: Core Bits Available for Rent
ELECTRIC HAMMERS
7/8" SDS Rotary
1 1/2" Spline Rotary/Demo
1 1/2" SDS Max Rotary/Demo
3/4" Hex Shank Demo (15lbs.)
2" SDS Max Rotary/Demo
1 1/8" Jackhammer (60lbs.)
MAGNETIC DRILLS
Milwaukee Mag 3/4" Mag
Hougen 1 1/4" Mag
Hougen 2 1/16" Mag



Blower Duct



8/12" Electrical Manhole Blowers



Dewalt D25980K Electric Pavement Breaker



110V Carpet Blower



Negative Air Machine



STIHL Farm Boss MS 290



Confined Space Tripod



BOBCAT UTV 3400



Ridgid 1224 Threading Machine



Ridgid 300 Power Drive

RIDGID
300 Power Driver 1/2" to 2" Capacity
300 Power Driver 1/2" to 2" Compact
700 Power Driver
1224 Complete
1224 Groover Die Head



Ridgid 700 Power Drive

Professionally SOLD & SERVICED



**WACKER
NEUSON**

Husqvarna®



Chicago
Pneumatic

Genie®

STIHL®



A TEREX BRAND

Sullivan



flagro™
USA INC.

Palatek®

AIR COMPRESSORS



CORE
CUT



HEAT KING

DZTEC

DEDICATED PARTS HOTLINE 888.776.0007 EXT. 5
DEDICATED PARTS HOTLINE parts@theprogroupinc.com



MASSACHUSETTS

122 Calvary Street
Waltham, MA 02453
Ph: 781.899.0790
Fx: 781.899.2482

35 Oak Hill Way
Brockton, MA 02301

280 Brookdale Drive
Springfield, MA 01104
Ph: 413.732.8044
Fx: 413.732.3017

Ph: 508.863.8026
Fx: 508.863.8027

RHODE ISLAND

10 Amflex Drive
Cranston, RI 02921
Ph: 401.464.5000
Fx: 401-464-5023

888.PRO.0007 • www.proequipmentrental.com